















BADGER **SAWMILL** **SERIES**

SPARE PARTS PACKAGE

	PR_G PHOTOEYE SET 30M RANGE	1
	#60 HALF LINK	1
	100:1 GEAR REDUCER	1
	3HP MOTOR	1
	FOUR-BOLT FLANGE BEARING	1
	60 CHAIN CONNECTING LINK	1
	NO 100 18T IDLER SPROCKET	1
	M12 PROX NF 8MM RANGE	1
	5/8" PILLOW BLOCK BEARING	1
	100BS13H SPROCKET 1-3/4 BORE	1
	DIFFUSE PHOTOEYE	1
	MACHINED SHOULDER STUD	1
	CHAIN DRIVE TENSIONER	1

	LR-Z LASER SENSOR	1
	SERVO ACTUATOR	1
	10 HP ARBOR SAW MOTOR CW	1
	10 HP ARBOR SAW MOTOR CCW	1
	IDLER SPROCKET 60 CHAIN, 13 TEETH	1
	SHOCK ABSORBER	1
	210TC GEARBOX 23.91:1	1
	60 CHAIN 12 TOOTH SPROCKET	1
	18" SAW BLADE X 30MM BORE	1
	1HP MOTOR 56C NEMA C-FACE	1
	DUCKBILL	1
	1/2 X 1-5/8 WITH 1/4 GROOVE	1
	1/2 X 1-5/8 WITH 5/16 GROOVE	1
	2517 1-1/2 BORE NEEDLE IDLER BUSHING	1
	#80 40 TOOTH TAPER LOCK SPROCKET	1
	80 CHAIN 40 TOOTH SPROCKET	1

	DRIVE SHAFT	1
	PNEUMATIC CYLINDER ROTATED PORTS	1
	C2080H C/L ALLIED	1
	INLINE GEARBOX	1
	7.5 HP NEMA MOTOR	1
	DIE SPRING 6" LENGTH GREEN CHROME-SILICON STEEL DIE SPRING FOR 2" HOLE DIAMETER, 6" LONG	1
	TAPER LOCK BUSHING STYLE 1008, FOR 5/8" SHAFT DIAMETER	1
	#60 SPROCKET 35 TEETH 1 15/16 BORE	1
	SPROCKET – 2310675	1
	SPROCKET – 2310681	1
	CHAIN GUIDE – 120 IN.	1
	CHAIN GUIDE – 24.75 IN.	1
	DRIVE SHAFT – 2310673	1
	C2080H C/L ALLIED	1